

TASK CARD T8: how to download an app

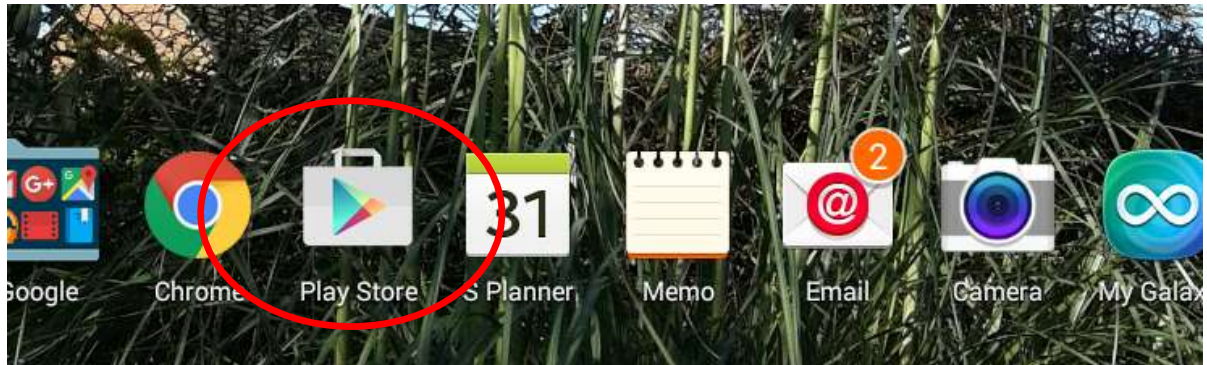
And



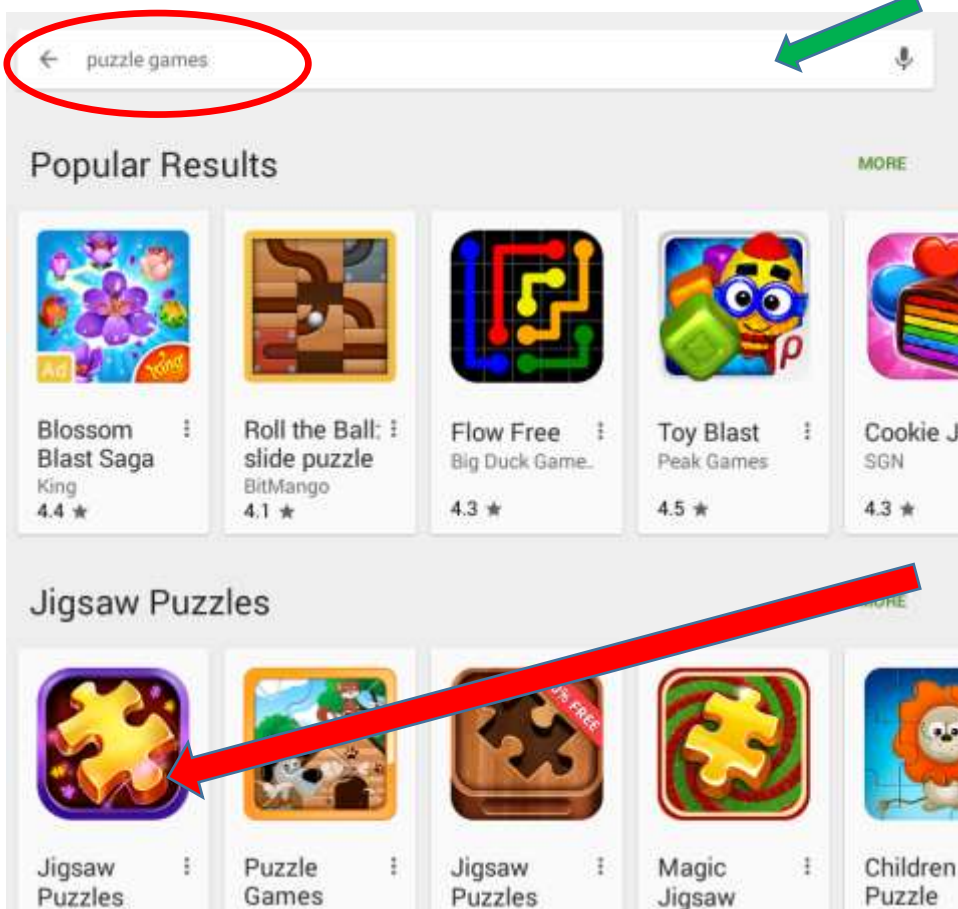
This card shows you how to download an app on to your tablet. The first time you use the Play Store you will have to enter your credit card details etc if you want to be able to download apps that aren't free.

If you only intend to download free apps, you don't have to give your card details!

1 First tap the Play Store icon to take you into the Play Store (like a shop!). We are going to start by downloading a free Jigsaw Puzzle app. (There are lots).



2 When you are in the store, type "puzzle games" in the Search Box here.




Then tap the "Search" icon on your keyboard.

Now find the Jigsaw Puzzle game and tap the icon as shown.

3



The next screen has an “INSTALL” box. Tap that and after tapping ACCEPT on the next query box, the game will start downloading. Give it time and the box changes yet again to “OPEN”. Tap that and you have your game, and it’s free!



4



When you open your Jigsaw App you will at some point see a “Shop” icon. When you tap it, a screen appears with higher quality online puzzles which carry a fee.



5



But even when you tap on the app, you will be asked at least twice before you would be charged! Are you worth it .. of course you are but it’s your choice!

