

TASK CARD T6: how to email a photo

And

This card shows you how to send a photo to a friend

TAP
SHARE

: Tap Gallery icon to open Photos. Select a photo and tap.

Share icon

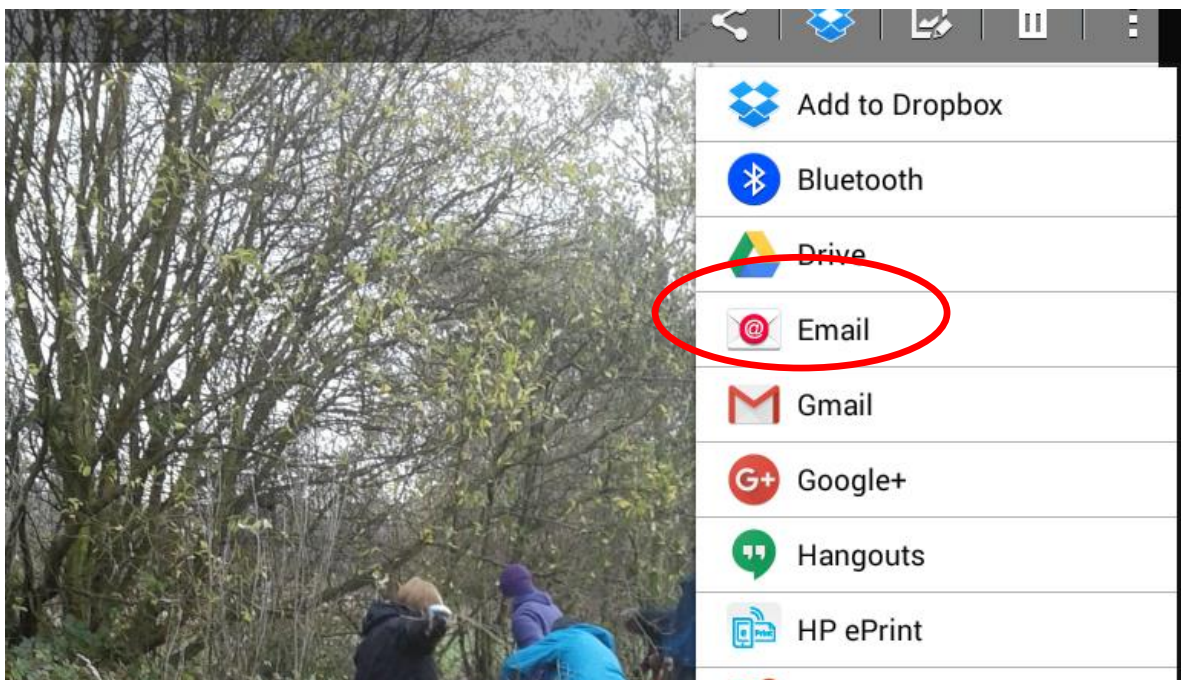
Then tap on Share icon. The Share screen opens.



SELECT
EMAIL



Choose email option by tapping the Mail icon



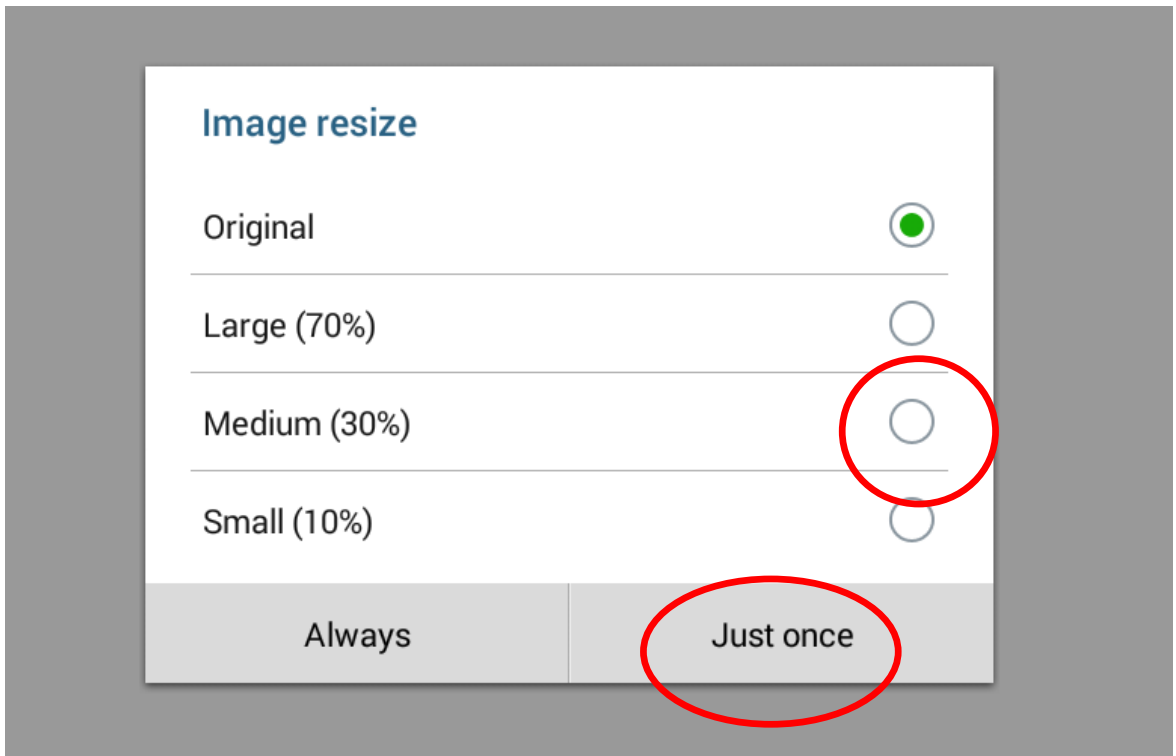
CHOOSE
PICTURE
SIZE



You are first asked to choose whether to resize before sending.

Medium (30%) should be okay just to show someone what you've been doing, say.

Go for 70% or Original if they want to print it out, etc. Tap "Just Once"

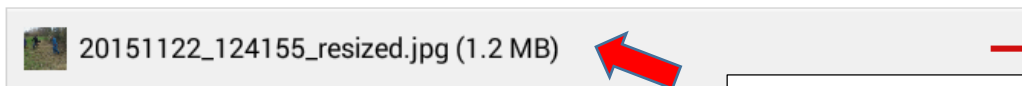


INPUT
DETAILS
FOR
EMAIL

An email box appears which you need to fill in with the email address of your friend, a subject title for the email and maybe a message about the photo. Then send!

To Pete Wearn

Subject Conservation morning at Chad Water



This is the photo attachment

Hi Pete

I have attached a shot of our morning's work yesterday. Hope you like it

Pete

Sent from Samsung tablet