

TASK CARD 10: how to download an app


iPad



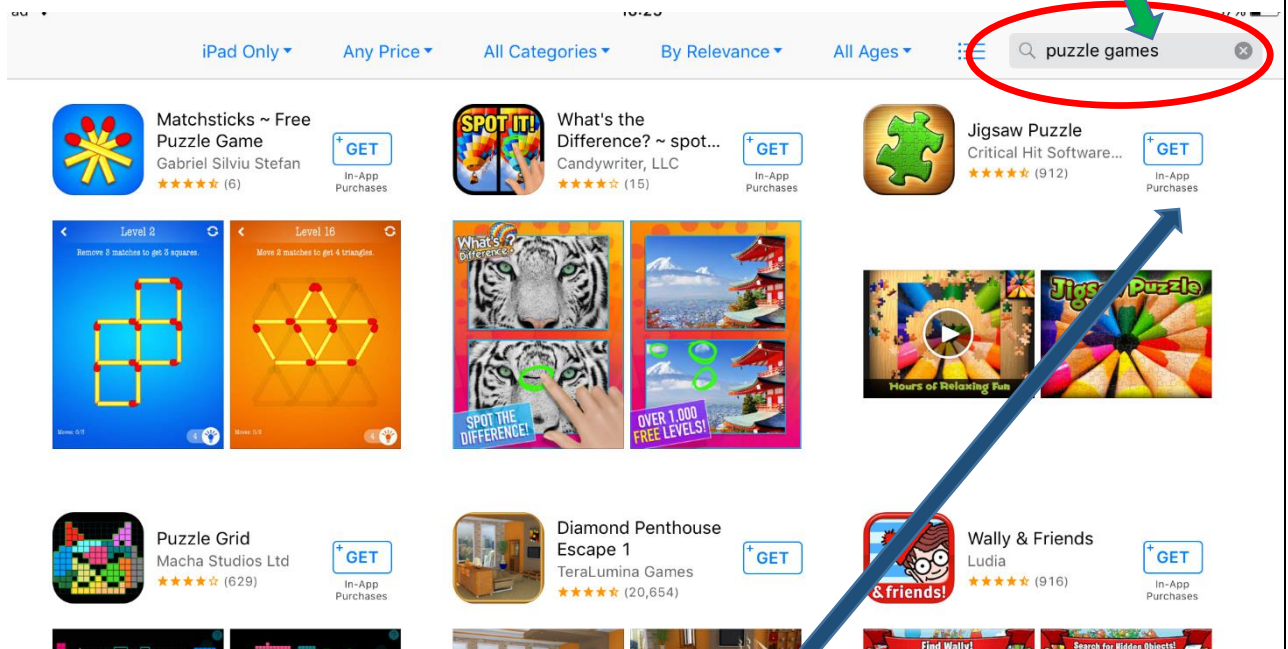
This card shows you how to download a couple of apps on to your iPad. The first time you use the App Store you will have to enter your credit card details etc if you want to be able to download apps that aren't free.

If you only intend to download free apps, you don't have to give your card details!

1 First tap the App Store icon to take you into the App Store (like a shop!). We are going to start by downloading the free Jigsaw Puzzle app.

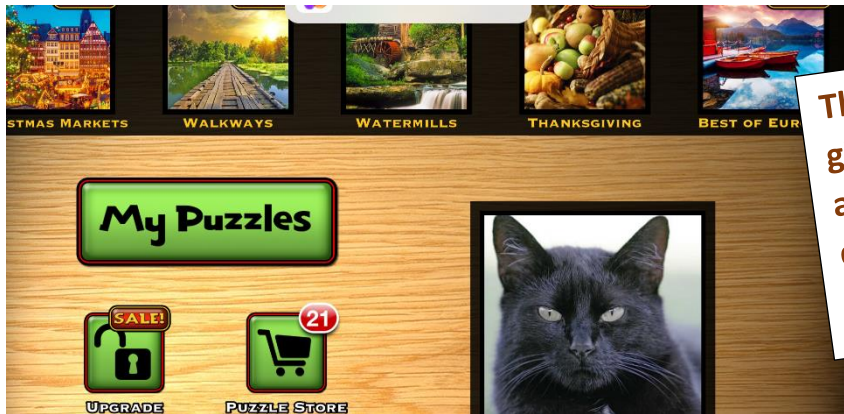


2 When you are in the store, type "puzzle games" in the Search Box here. Then tap "Search" on your Keyboard



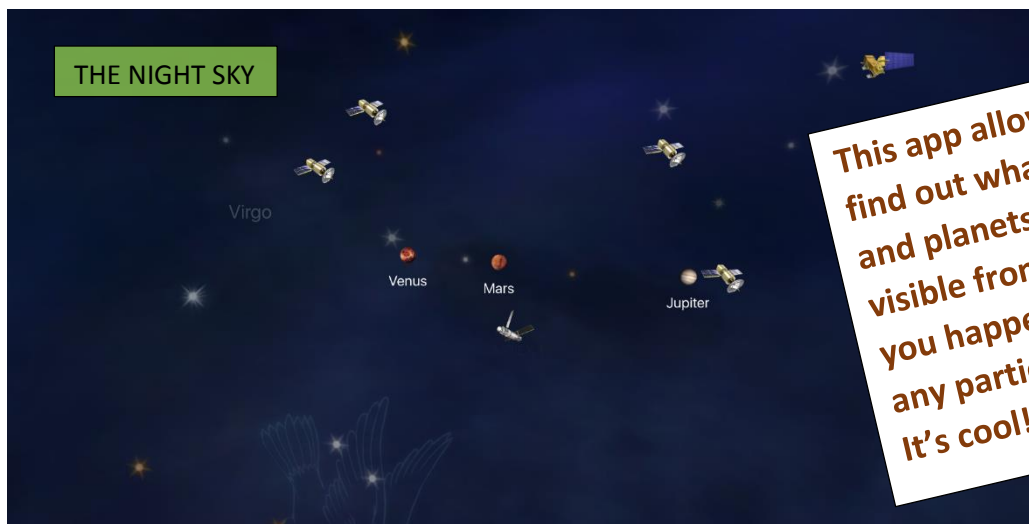
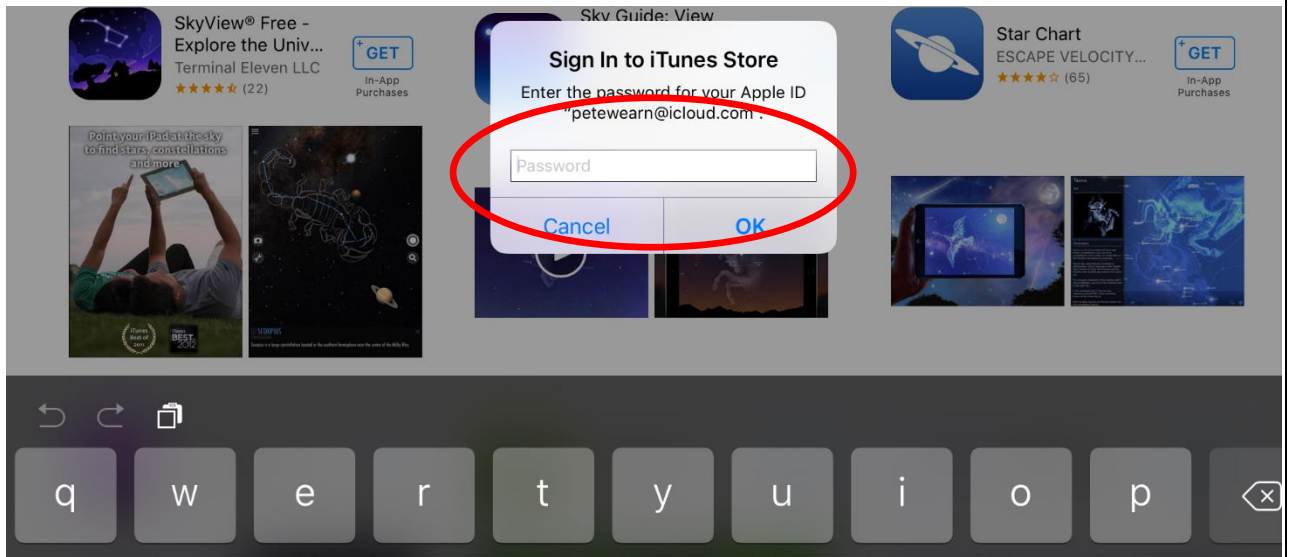
3 Now find Jigsaw Puzzle game and tap "GET". The "GET" box now changes to "INSTALL". Tap that and the game will start downloading. Give it time and the box changes yet again to "OPEN". Tap that and you have your game. VOILA .. its easy!





The Jigsaw game can give you hours of amusement but don't get too hooked!!

4
↓
The Jigsaw was a free game. Now type “stars” in the Search Box and choose “The Night Sky”. This time the box shows the price of the app and when you tap it the box changes to “BUY”. When you tap that, you may be asked for credit card details if it's the first time you've made a purchase. Otherwise you simply type in your Apple ID as in the screen below. Notice there are various steps before you commit to actually paying anything!



This app allows you to find out what stars and planets are visible from where you happen to be on any particular night. It's cool!